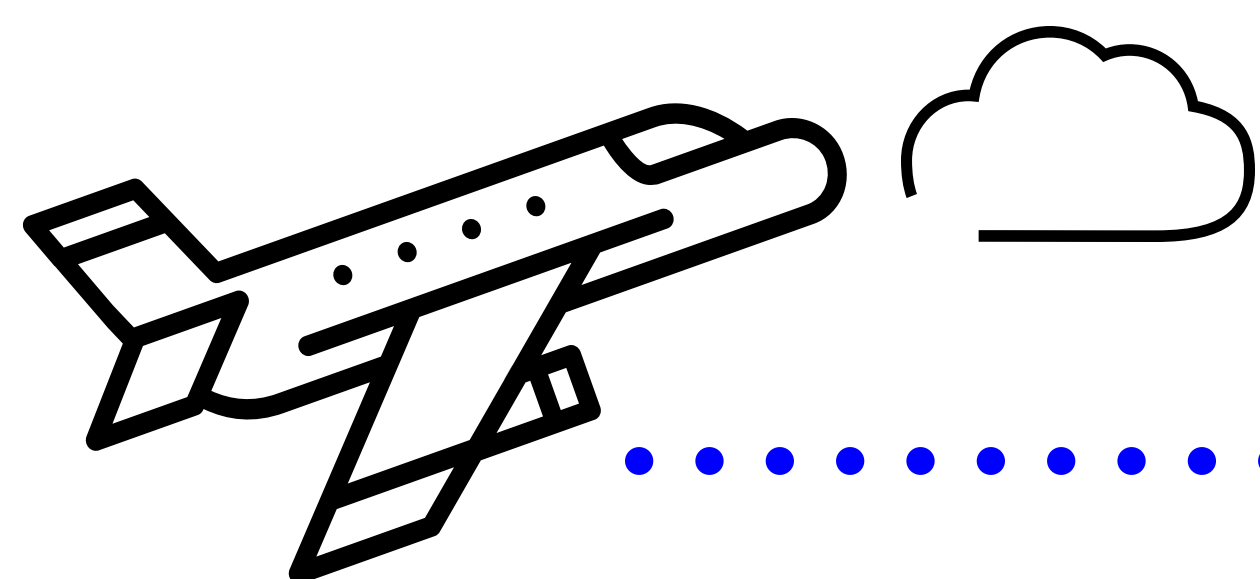


HOW TO

LAND A JOB IN AVIONYX




10 Steps before Landing

Landing the perfect job isn't just about knocking on doors. Long before that happens, it's about planning the flight journey. Simply put — knowing what to expect from this hiring process will make you feel confident about the recruiting experience at our company.

1

Let Us Know What Position You Want to Apply For!

Go to our website www.avionyx.com/careers, select the job position you want and submit your resume.



4

Prepare for the Testing Phase!

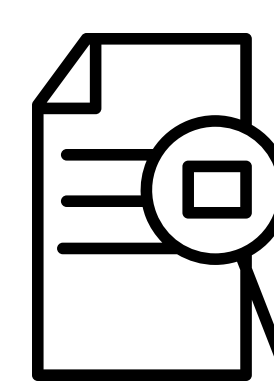
Once the application form is submitted, you will receive a link for an online test. The test consists of three sections: Problem Solving, Technical Skills and English. The technical part will vary depending on the job you are applying for.



3

Fill Out the Application Form


After HR accepts your resume, the team will send you an application form. This form is secure, confidential, and will not be shared with any other person outside of the Human Resources (HR) department.



2

Our HR Team Will Examine Your Resume


We will make sure you are a good fit for the position you applied for. If we are unable to suit your talents in any of the available job slots, we will let you know. Don't worry - you can always apply again at a later time!



5

Testing Phase


We know you can do it! There is nothing to worry about. Pay special attention to anything related to embedded systems! You may also receive additional programming tests during this stage depending on the job position you are applying to.



6

Interview Phase


If you did well in the tests we will then schedule two interviews. The first one will be with the Engineering department, and the second one with HR. No need to prepare technically, we already know you know your stuff!



7

Talent Pool Phase


If your interviews went well then you will now be in the Talent Pool! We are a services company, so we rely on our customer's project start dates. You will be on the top of our list to allocate you in one of our next available projects as soon as you are able to.



10

Become part of our family!

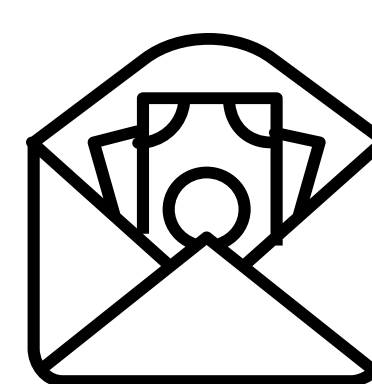
The final stage is all about signing the contract and enjoying your first day of work. We treat employees as family, and would love for you to be part of it. You are now cleared for landing!



9

Drug and English Test

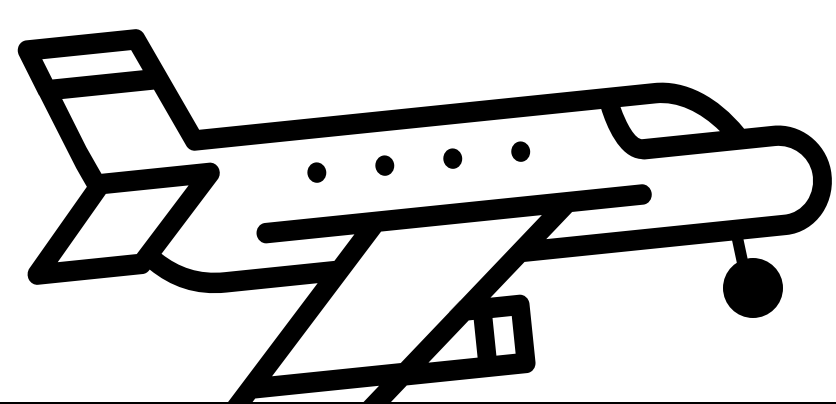
Due to our customer's regulations, we need to perform a urine drug test (paid by Avionyx) and a standardized assessment English test (called BELT test). You are just days away from landing your job!



8

Offer Time!

Once we allocate you to a project, we will immediately send you an employment offer. Don't worry - once you are an employee, you will always have a project to work on. We are in constant expansion and there are plenty of opportunities to grow professionally!



Do you have any questions at any time during the process?

Contact us at crjobs@avionyx.com

